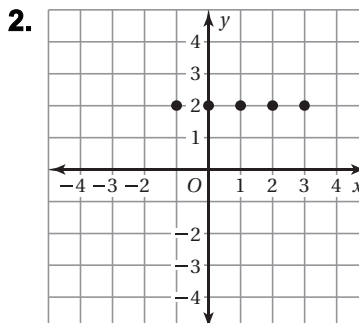
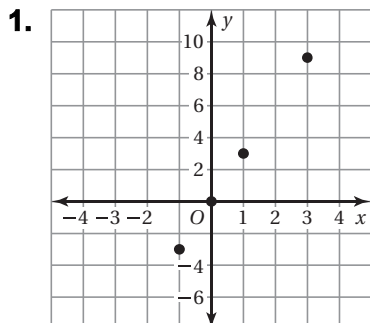


4.3

Practice

For use after Lesson 4.3

Use the graph or the table to write a linear function that relates y to x .



3.

x	0	1	2	3
y	5	7	9	11

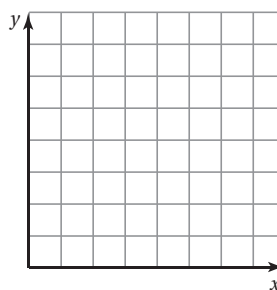
4.

x	-2	0	2	4
y	-1	-2	-3	-4

5. The table shows the distance traveled y (in miles) after x hours.

x	0	2	4	6
y	0	120	240	360

- a. Graph the data. Is the domain discrete or continuous?



- b. Write a linear function that relates y to x .

- c. What is the distance traveled after three hours?